



3rd Quarter 2018



# WORLD

YOUTH NEWSLETTER MODEL A FORD CLUB OF AMERICA

## PUMPKIN CARVING TIME

BY SHERRY WINK

It had been a long day in school, but finally the day was finished. The Sitzman kids could hardly wait. It was the Friday before Halloween and Dad Sitzman had promised to take all of them to the pumpkin patch to pick out their pumpkins for the jack-o-lantern contest at the Halloween party on Saturday.

It took Mom's Model A and Dad driving the Model A pickup to get all the kids to the pumpkin patch, but they didn't care that it was crowded since it was a beautiful Indian Summer day. Indian Summer is a period of weather that is unseasonable warm in the fall months, and this year it was a great time with warm temperature, and wonderful colored leaves as a result. So those riding in the back of the open pickup didn't mind at all!

Once the family arrived at Farmer Joe's patch, Dad Sitzman made sure to gather them up to set a few rules before he let the take off. The most important rule was that you couldn't



pick any pumpkin you couldn't lift. This was due to the fact that last year the twins had tried to pick the biggest pumpkin in the patch, and it had

broken when they tried to roll it over to the truck instead of carrying it. So Dad Sitzman was keeping it a little more simple this year.

The other rules were pretty basic too—no fighting over the same pumpkin, stick together while looking, and Dad had the final say so on any pumpkin chosen. Then he turned them loose to have fun with the search for that perfect gourd!



In the meantime, Mom Sitzman headed over to the part of the patch where the pie pumpkins were grown. Not everybody knows this, but large jack-o-lantern pumpkins do not make good pies. They are too watery and no flavor when cooked down. They are grown for looks not taste. But pie pumpkins are smaller and more solid. Once gutted (all the seeds removed), the skin peeled off, and then cooked down to mush, they would make amazing pies in the hands of expert cooks Grandma Roberts and Mom Sitzman! And they bought enough not just for Halloween, but to put away for Thanksgiving and Christmas too! Grandma Roberts always said that Farmer Joe's pumpkins tasted better than any other farmers produce. She was probably right too!

PAGE	TITLE	PAGE	TITLE	PAGE	TITLE
1	Spring Wedding	6	SIX DIFFERENT THINGS	11	VINTAGE EASTER GAME
3	KIDS & THEIR A'S	7	TEENAGE DRIVING DOWN UNDER	12	MODEL A AD
3	THE ORIGINAL CHICKEN COUPE	8.	PLEASE DON'T SELL IT !!	13	COLORING PAGE
4	LOGAN'S 1931 COUPE	9	VINTAGE EASTER AUTOS!	14	RUMBLE SEAT
5	UNUSUAL MODIFICATIONS OF MODEL AS	10	SPORTS SALES PITCHES	14	QUIZ

It took a long time, as you might imagine for each kid to find the right pumpkin, but finally they were all loaded up, holding their prizes in their laps on the way back. The Sitzman kids chattered away about their plans for scary faces and extra features on their pumpkins at the contest.

Saturday was a busy day. Not only was there a jack-o-lantern contest, but of course everyone had to have costumes to wear to the party. So of course it took Mom Sitzman and Grandma Roberts some time to sort that out. They sent Larry and the boys to the attic to pull out the big trunk where they kept many of the fun outfits for occasions such as this.

Larry went as a pirate, with a big curved knife made out of cardboard covered with foil. Suzanne went as a ghost, with a big white sheet. The twins were a cowboy and an Indian, and kept everyone guessing who was which since they kept ducking out and switching costumes the rest of the day. The rest of the kids picked out various fun costumes too.

Finally it was time to pile in the Model A's and head to town. As usual, all the pies and candies went in Grandma Robert's Tudor Model A. She said she wanted to make sure they actually made it to the party for everyone to enjoy instead of inside of just a few stomachs on the way.

At the party there were the usual games such as dunking for apples, and pin the tail on the donkey. And the tables against the wall were groaning with all the caramel apples, pies, cakes, and popcorn balls (just to mention some but not all of the goodies!). There was ice cold apple cider and lemonade to wash it all down with.

But this year, the big excitement was about the pumpkin carving contest. It was new this year, and no one really knew how it was going to go or who had the best chance of winning.

The big kids actually got to carve their pumpkins with knives, with the mom's looking on breathlessly. The younger kids had aprons tied on them and then handed a paint brush with black paint to paint the faces on. Everyone agreed that was a good solution to let them in on the fun



It took quite a time to get all the faces carved or painted. Once they were all done, they were lined up in rows and candles lit in them. The little kids


versions were put on a smaller table with lantern lighting them from the outside.

Then, while the party finished up, the judges made their choices. The finale of the party was announcing the prizes for the costumes and finally for the jack-o-lanterns.

The twins won first place for their cowboy and Indian, but they were the only Sitzmans to win a prize for costumes. Then the whole hall quieted down to see who won the first annual carving contest.

Once all the categories were announced, the Sitzman kids were disappointed to not be among the winners. But when the contestants all got a bag of Halloween candy as a consolation prize, they cheered right up!

It was a tired but happy group of kids that were ferried home that night by Dad and Mom Sitzman. And as they made their way home, all the kids agreed that, win or lose, the pumpkin carving contest had been great fun! And they all felt that with that much fun at the party, they really were ALL winners that night!



A-World is published by the Model A Ford Club of America for the benefit of youth and the promotion of the Model A hobby.



Editor: Sherry Winkinhofer  
AWorldEditor@hotmail.com

© 2017 All Rights Reserved by

Model A Ford Club of America  
250 South Cypress Street  
La Habra CA 90631-5515

A-World is free, courtesy of MAFCA. As of May 2016, it will be a web or email only publication. If you wish to have it emailed directly, please send your email address to AWorldEditor@hotmail.com



# Seth in Nevada

Written and submitted by Seth Padilla,  
Santa Maria, California



Seth in front of a low mileage unrestored 1930 AA Panel Truck .

My name is Seth and this was my first time to visit a different state than California! I was very excited to be on a trip to Reno, Nevada with my Grandpa Jay and Grandma Kay for the MAFCA National Convention last June. I was watching on the freeway for the Nugget Casino Resort. It had 29 floors with an awesome indoor swimming pool on the 5<sup>th</sup> floor right next to Hospitality Room where I could get cookies, soda, candy, cake plus crackers, granola bars and nuts. Our room was #71 on the third floor and I liked riding the elevator.

One day my cousin Shayne came to visit and we swam all day until I hit my lip on a metal bar. When Shayne and I went up the elevators to get my grandpa's phone Shayne went to the wrong floor and got lost! His mom was freaked out so Grandpa and I went up the elevator and found him!

At the Model A meet we got to have steak and yummy chocolate cake. One of the best parts was looking at all the old different cars. I drove all around the parking lot and learned to identify every body style like Coupe, Pickup, Fordor, Tudor, Phaeton, Roadster and even 2 Taxi cabs.


On the night of the Hubley Derby race, my car looked cool especially because it had googly eyes on the headlights and I looked at all the Hubleys and identified every one of them. I liked racing but I didn't win because the track stopped my wobbly wheel. I still got a prize that was a tricky puzzle. I really liked the MAFCA meet and look forward to the next one. I hope other kids will come with their grandparents, too.



Seth really enjoyed the food at the convention!



Looks like Seth had great luck at the games!



The Hubley races were a favorite part of the trip.



# KIDS AND THEIR "A"s!



Nicholas John Barto is 18 months old and lives in Sacramento CA. Nicholas loves helping Grandpa John Barto work on his Model A. His Grandpa says he is good help if he could just get him to quit sticking parts in his mouth and whacking him with the tools he picks up! That will come with age, I'm sure!



Alex Stolis, age 3, "fixing" a tire with a bicycle pump. Alex lives in Minnesota



Lucy and Juliet Narwold are visiting the United States this summer from their home in Hainichen, Germany. Here they are getting ready to take their first Model A ride in the rumble seat of the 1930 Coupe owned by their great-grandfather, Paul Scherer, of Arvada, Colorado.



Left to right are Kamdyn Story, Kimber Story, and Brolan Story. They live in Colleyville, Texas. The car was purchased in the 1960's their great-grandfather. Their Grandfather Larry Story, who lives in Lubbock Texas just completed its restoration last year. Larry says all the grandkids love riding the "the Old Car."



A recent picture of the Grandchildren of Brad & Kathy Johnson enjoying their car on a nice summer day!



Danielle Johnson of Smithville Missouri recently attended the Dustbowl Jamboree in Parkville Missouri with her family. The Jamboree started out with a Poker Run in the morning, and a Bluegrass concert in the afternoon. They came with their beautiful blue roadster, with Danielle in the rumble seat of course!







Nola Smith, Dalia Paine, Marian Paine, Paige Marusic in front of the truck and Chloe Lynis in the drivers seat pose while getting ready for the 4th of July parade in Petersham Massachusetts.



Jackson and Chloe Lynch are practicing for the time when they can take Papi's roadster out for a spin on their own. Maybe they'll let Papi ride in the rumble seat then!



Sam, Jonah, Jackson, Ben and Dylan are excited to be part of the 4th of July parade in Petersham, Massachusetts.

Chis Smith shared some great shots of his grandchildren who "love to go for rides with Papi in his old cars".



Chloe Lynch is visiting Papi from Hingham, MA and just loves riding in his pickup!



Dylan Lynch, age 6, Jackson Lynch, age 9, and Chloe Lynch, age 2 are ready for their next adventure in Papi's roadster!



# SIX THINGS ARE DIFFERENT!

This Fordor looks sharp sitting out front of this historic building, but a few things in the top photo seem to have gotten lost. Can you find the missing details without looking at the answers?

*The answers are on page 10 but don't peek too soon!*





# Traffic Overload

We all tend to think of the Model A years as having just a few beautiful cars driving down a pretty country road. But in real life, it was a much different reality! Cars became very popular in the 20's, but it took quite a while for roads and traffic laws to catch up to the needs of all those new vehicles! Check out these pictures from 1928-1931!



1930 Los Angeles



Traffic jam in Detroit, 1928



Disney also took note of the problems of the day with this cartoon called "Traffic Troubles"—from 1931.



Music followed the problems of the times, as usual.

This 78 record from Joe Ward's Swanee Club Orchestra is called "Traffic Jam", recorded in New York City November 1928. You can listen to a version of it on Youtube.



Saint Louis 1930

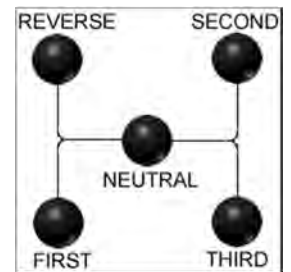


Boston 1929

# Driving/Double Clutching Your Model "A"

Ever wondered what they are talking about when they mentioned “double clutching”? Here’s a great article describing it step by step. This can be found at the website ModelABasics.com, with animated graphics.

1. The Model A has just been started.
2. Apply the foot brake.
3. Release the parking brake.
4. Disengage the clutch (*push down*).
5. Move the shift lever to the left and back for first gear.
6. Let up on brake
7. Gradually release clutch and lightly accelerate at the same time.
8. When the car has reached a speed of approximately 10 MPH, push in the clutch, shift into neutral, let the clutch out, put clutch back in, shift to 2nd, let clutch out. (*takes about "one-one-thousand, two-one-thousand, three-one-thousand", not rushing the count.*)
9. When the car has reached a speed of approximately 20 MPH, push in the clutch, shift into neutral, let the clutch out, put clutch back in, shift to 3RD, let clutch out.



## Note:

- As you get to know your Model 'A', the above speeds for shifting may vary.
- **For economical driving**, reduce the quantity of gasoline in the mixture by turning the GAV adjusting rod to the right as far as possible without effecting the operation of the engine. This will increase gas mileage.
- Turning the GAV to far to the left results in a “rich mixture”. Such a mixture has too much gasoline and should be used for starting and warming up only. Running too rich a mixture causes excessive carbon and overheating. In addition it wastes fuel. (**For normal driving, the GAV is 1/4 turn open**)








### Sear's Thrifty Farmer Tractor

Here's an interesting way a Model A was kept alive after its prime driving life was over. This is a conversion kit built by Peru (Ill.) Plow Works, and sold by Sears, Roebuck & Co. for \$92.50 plus shipping. The kits were made at a time when tractors were just beginning to become available and were still quite expensive for the average farmer. But an old car made a cheap alternative. The kit tractor was said to be capable of replacing two or three horses on the farm. This kit originally came with angle cleats on the rear wheels, but the restorer of this machine replaced them with old cut-down tractor tires for treads so it could be operated on the road.



Connect the dots to see what has our Model A owner so upset



## Model A Advertising

THE LITERARY DIGEST      JUNE 20, 1931

# The Beautiful Ford Standard Sedan



In many of their Model A advertisements, Ford really promoted the fact that this new automobile was a great family car. In this ad, that idea is highlighted nicely.

Notice that it is clearly Mom behind the wheel, picking up the kids. It could be either Grandma or perhaps a nanny, with that white outfit!

The background appears to be a playground at the beach or perhaps a lake. See the diving board in the background just under the awning? And the beach umbrellas just peeking over the top of the fence. The sailor suit for the young man is a nice touch also.

Overall, it's a nice picture of a fun family day ending in a ride home in the new Model A!




Six different things: Did you find them all?





This is a picture of a Speedster built from a Model A. You can color it any color you want! Have fun!



## **Speedster –**

While not a Ford-offered version, people have built the racing Speedsters out of Model A's almost right after they rolled off the assembly line.





## Rumble Seat

Sherry Wink

It's been a good year for Model A'ing based on all the pictures I've seen of you guys out having fun in your cars! So glad you shared them with A-World! Don't forget to keep sending more so we can keep sharing the fun!

Do you have any great Fall tours planned? In my part of the country, the leaves are just now starting to get really pretty so it a great time to be out driving, as long as it isn't raining! I recently took part in the Dustbowl Jamboree in Parkville Missouri, and it poured rain just before I left my house with the Old Lady. But it didn't rain a drop the rest of the day! We had a wonderful time, and the Old Lady got to park right next to the stage for the Bluegrass concert. It was a great day!



## Quiz Time

Take a half sheet of paper. Number 1-10. Name at the top right corner. If you share this A-World with others in your family or friends, make sure you do not write on the newsletter pages. There are two ways to take this quiz: 1) Not looking back 2) Looking back as you take the quiz to find the answers. Try the "not looking" way first!

- 1) What costume did Larry wear for Halloween?
  - A) Cowboy B) Indian C) Pirate
- 2) Who won the costume contest
  - A) Larry B) Suzanne C) The Twins
- 3) What did Seth like to do at the hotel?
  - A) Eating B) Swimming C) Riding the elevator D) All of these!
- 4) What made Seth's Hubley stand out?
  - A) Painted spokes B) Googly Eyes C) Neon paint
- 5) What model A is in the "Six Different Things" picture?
  - A) Tudor B) Fordor C) Roadster
- 6) Which city is not pictured in the traffic pics on page 7?
  - A) St. Louis B) Boston C) Kansas City D) Detroit
- 7) At what speed do you shift from 1st to 2nd according to the article on page 8?
  - A) 10 mph B) 20 mph C) 5 mph
- 8) What did the Sear conversion kit change the Model A into?
  - A) Taxi B) Limo C) Tractor
- 9) What is the little boy in the Model A ad wearing?
  - A) Sailor Suit B) Trousers C) Overalls
- 10) What piece of playground equipment are the kids playing on in the Model A Ad?
  - A) swings B) merry-go-rounds C) Slide



Answers: 1) C, 2) C, 3) D, 4) B, 5) B, 6) C, 7) A, 8) C, 9) A, 10) C